

Health Information Exchange

Measure Description: The MIPS eligible clinician that transitions or refers their patient to another setting of care or health care clinician (1) uses CEHRT to create a summary of care record; and (2) electronically transmits such summary to a receiving health care clinician for at least one transition of care or referral.

DENOMINATOR: Number of transitions of care and referrals during the performance period for which the EP was the transferring or referring health care clinician.

NUMERATOR: The number of transitions of care and referrals in the denominator where a summary of care record was created using CEHRT and exchanged electronically.

Threshold: At least one transition of care or referral

How to generate and electronically transmit Health Information Exchange using iSmart EHR.

1. Open **Chart Record** (encounter during performance period), switch to **Visit Referrals** and click **'Add'** button.

The screenshot displays the iSmart EHR interface. On the left, a table titled 'VISIT REFERRALS' (with a 'MU' indicator) has columns for 'Referral to', 'Reason', and 'Actions'. A red box highlights the 'Add' button in the 'Actions' column, with a red arrow pointing to it. On the right, a modal window titled 'ADD | EDIT REFERRAL' is open. It contains a 'Referral date' field with the value '10/16/2017' and a calendar icon. Below it is a 'Reason' text area. A 'Refer to:' dropdown menu is followed by an 'Add doctor' button. At the bottom of the modal are 'Cancel' and 'Save changes' buttons.

2. Select a doctor/hospital where you are referring to and click 'Save changes'.

ADD | EDIT REFERRAL

Referral date:
10/16/2017

Reason:

Refer to:
Allergy & Immunology - Sonia Sonya

Add doctor

Cancel Save changes

3. Click 'Generate summary' icon for added referral.

Referral to	Reason	Actions
Allergy & Immunology - Sonia Sonya		Hit 'Generate Summary' icon

Add

4. Fill in the provider's NPI and click 'Save' button.

New Document for Export/Outgoing | Transition of care

Select:

Document Type: Transitions Of Care Template: Referral Note Release: Release 2.1

Patient: Search Diaz Carmen Visit: Search 16-10-2017 08:11

Reason:

Reason for referral:

Reason for generating/Note:

To:





NPI: First Name: Sonia Last Name: Sonya Suffix:

Save Cancel

5. Send generated referral via **Direct secure** mail system to another Direct secure email.

Outgoing | Transition of care

Incoming **Outgoing**

Date	Patient	Recipient	DocumentType	Action
10/16/2017 9:40:06 AM	Juanita Bustria	Sonia Sonya	Transitions Of Care	   

6. Type receiver's **Direct e-mail**, add the subject of email and click **'Send'**.


SEND

To: wchsb@test.directproject.net

Subject: Carcinoma in situ?

Send

7. You will receive notification that your letter was successfully sent.



8. Go to **Messages – Direct mail**. You will see Automatic MDN saying that your message was successfully processed:

