

Patient Specific Education

MEASURE DESCRIPTION: The MIPS eligible clinician must use clinically relevant information from CEHRT to identify patient-specific educational resources and provide access to those materials to at least one unique patient seen by the MIPS eligible clinician.

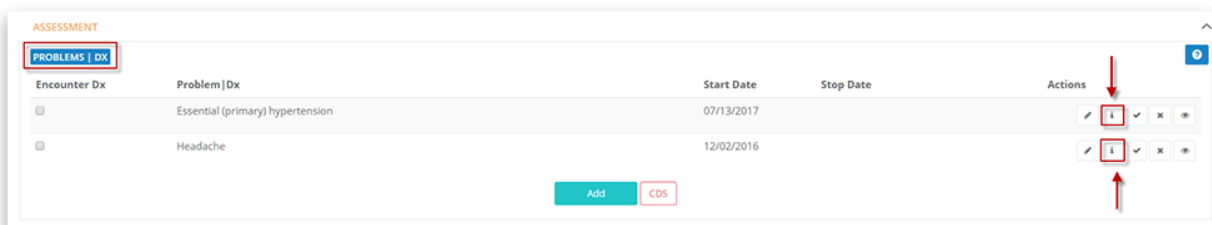
DENOMINATOR: The number of unique patients seen by the MIPS eligible clinician during the performance period.

NUMERATOR: The number of patients in the denominator who were provided access to patient-specific educational resources using clinically relevant information identified from CEHRT during the performance period.

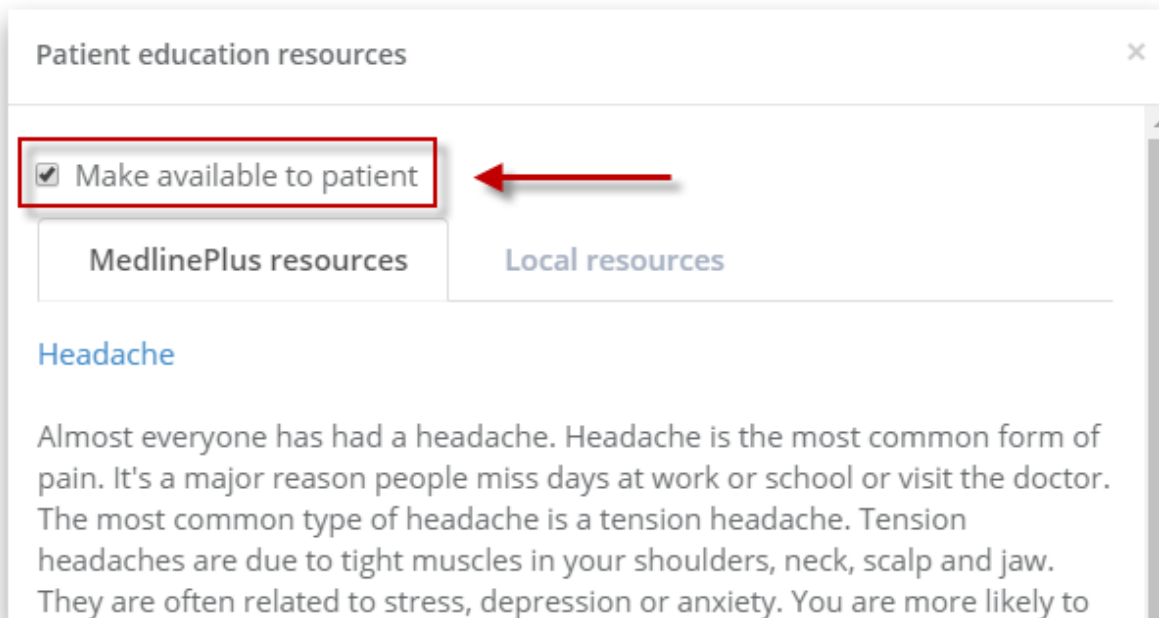
THRESHOLD: At least one patient

How to complete Patient Specific Education measure using iSmart EHR.

1. Patient-specific education materials for problems and medications are automatically identified by the system. Open **Chart Record** and switch to **Problems** (or **Medications**) section. Hit '**Patient Education Materials**' icon for a diagnosis (medication) from the list.

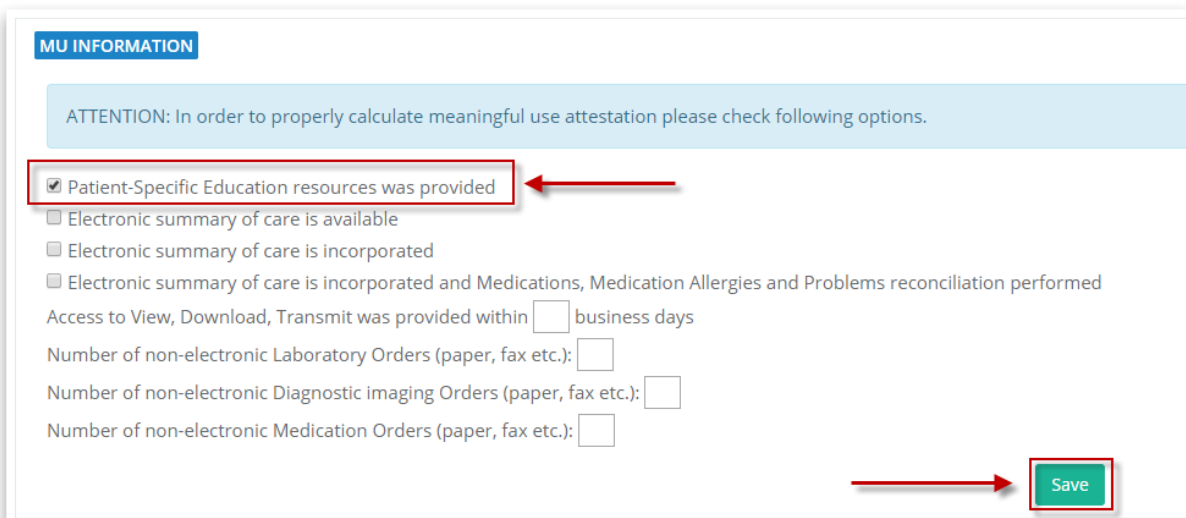


2. If you need to make the education resource electronically available to patient, then mark **'Make available to patient'**.



The screenshot shows a window titled "Patient education resources" with a close button (X) in the top right corner. Below the title bar, there are two tabs: "MedlinePlus resources" (active) and "Local resources". A red box highlights the checkbox labeled "Make available to patient", which is checked. A red arrow points to this checkbox from the right. Below the tabs, the word "Headache" is displayed in blue. The main content area contains the following text: "Almost everyone has had a headache. Headache is the most common form of pain. It's a major reason people miss days at work or school or visit the doctor. The most common type of headache is a tension headache. Tension headaches are due to tight muscles in your shoulders, neck, scalp and jaw. They are often related to stress, depression or anxiety. You are more likely to

3. Finally, switch to **MIPS/MU INFORMATION** section. Mark checkbox **'Patient-Specific Education resources was provided'** and click **'Save'**.



The screenshot shows the "MIPS/MU INFORMATION" section. At the top, there is a blue banner with the text: "ATTENTION: In order to properly calculate meaningful use attestation please check following options." Below this, a red box highlights the checkbox labeled "Patient-Specific Education resources was provided", which is checked. A red arrow points to this checkbox from the right. Below this checkbox are three unchecked checkboxes: "Electronic summary of care is available", "Electronic summary of care is incorporated", and "Electronic summary of care is incorporated and Medications, Medication Allergies and Problems reconciliation performed". Below these are three text input fields: "Access to View, Download, Transmit was provided within [] business days", "Number of non-electronic Laboratory Orders (paper, fax etc.): []", "Number of non-electronic Diagnostic imaging Orders (paper, fax etc.): []", and "Number of non-electronic Medication Orders (paper, fax etc.): []". A red arrow points to a green "Save" button in the bottom right corner.