

## Secure Electronic Messaging

**MEASURE DESCRIPTION:** For at least one patient seen by the MIPS eligible clinician during the performance period, a secure message was sent using the electronic messaging function of CEHRT to the patient (or the patient- authorized representative), or in response to a secure message sent by the patient (or the patient authorized representative), during the performance period.

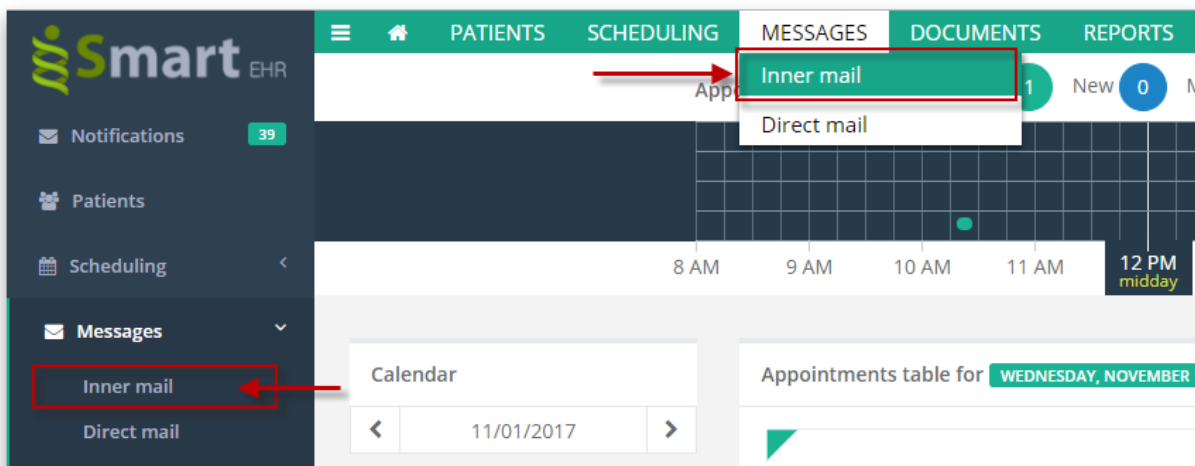
**DENOMINATOR:** Number of unique patients seen by the MIPS eligible clinician during the performance period.

**NUMERATOR:** The number of patients in the denominator for whom a secure electronic message is sent to the patient (or patient-authorized representative), or in response to a secure message sent by the patient (or patient-authorized representative), during the performance period.

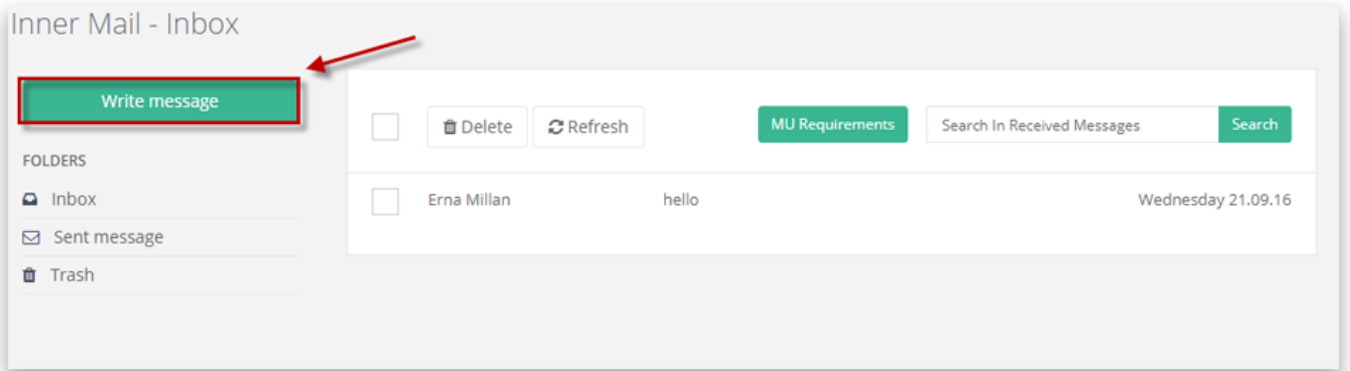
**THRESHOLD:** At least one patient

### How to complete Secure Electronic Messaging measure using iSmart EHR.

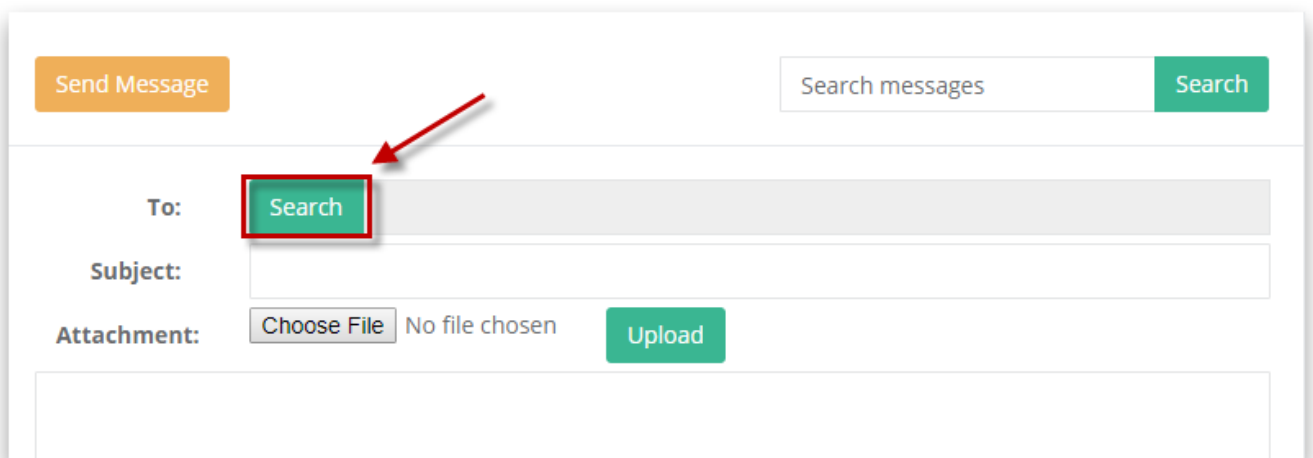
1. Switch to **Messages – Inner Mail**.



2. Click **'Write Message'** button.



3. Click **'Search'** button.



4. Mark the patient you are going to send the secure message to and click 'OK' button.

Doctor Patient

search

Select all

Alan Barber

Alberto Moreno

Alexander Alterman

Alexandra Fox

Amanda Hughes

Anatoly Shvartsberg

Andreu Rosham

1 2 3 4 5 ... 14

OK

5. Enter the **message subject** and attach any documents if necessary. Finally, click 'Send Message' button.

Send Message Search messages Search

To: Search Alberto Moreno

Subject:

Attachment: Choose File No file chosen Upload

Send Message